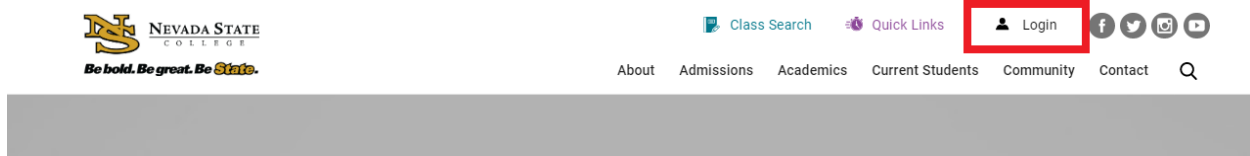



Printing Unofficial Transcripts through MyNSC

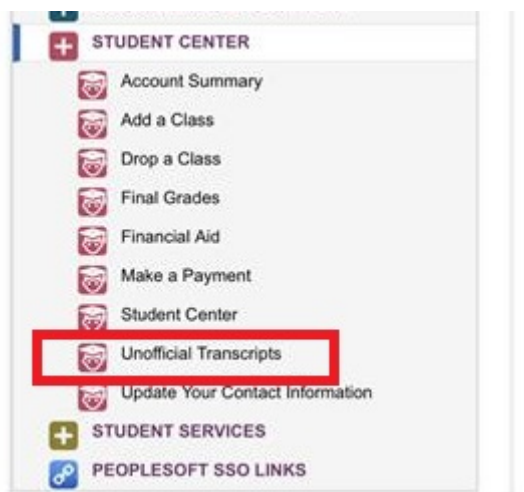
1. In the address field, type **www.nsc.edu**. Click “Login” found on the top right corner of the screen.



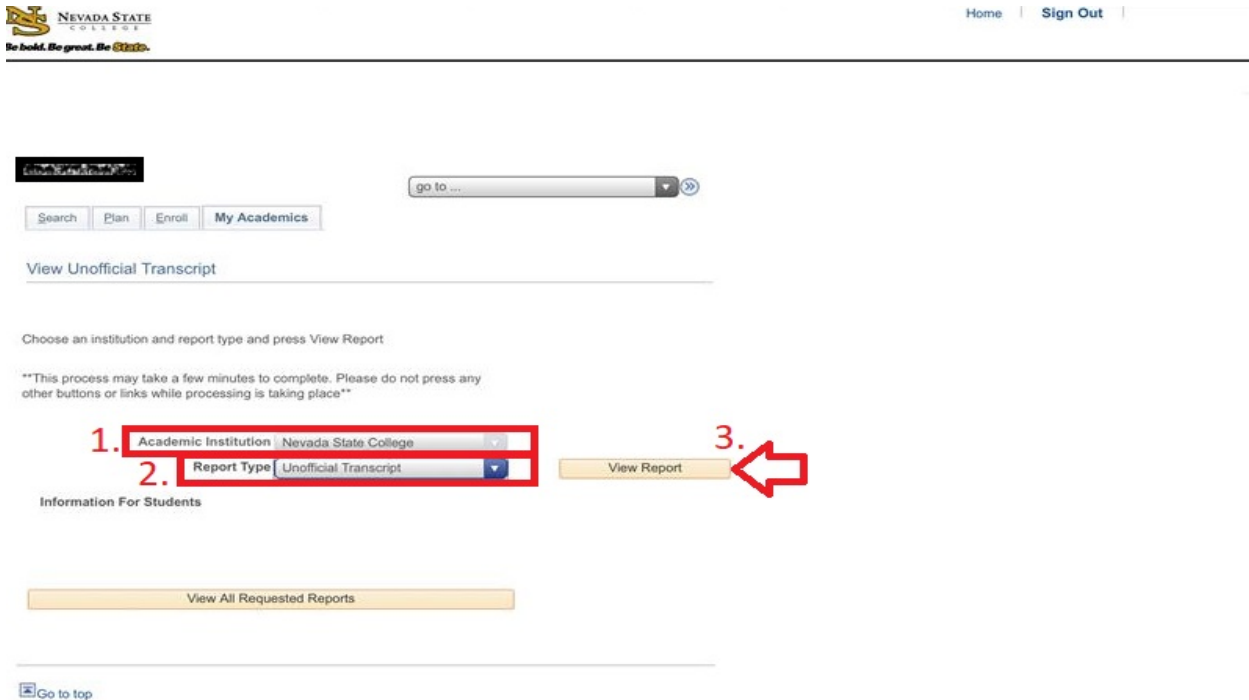
2. Log on with your NSHE ID and password.



3. On the Left hand side click on Student Center, then **Unofficial Transcript**.



4. Assure that **Nevada State College** is the Academic Institution. Report type needs to be set as **Unofficial Transcript**. Select **View Report**.



5. Once your request has completed processing, your unofficial transcript will display in pdf format.

Unofficial - Undergraduate Career

Name:
Student ID:

**Beginning of Undergraduate Record
1997 Fall**

Course	Description	Att.	Earned	Grade	Points
ENG 101	Composition I	3.00	3.00	A-	11.100
Grading Basis: Letter Grades					
MATH 124	College Algebra	3.00	3.00	B	9.000
Grading Basis: Letter Grades					
Term GPA	3.35 Term Tot	6.00	6.00	6.000	20.100
Cum GPA	3.35 Cum Tot	6.00	6.00	6.000	20.100

Academic Standing Effective 09/02/1007: Good Standing

End of Unofficial - Undergraduate Career

*****Pop up blockers may prevent transcripts from generating*****